

Review

Chapter 1: Electric Fields



Coulomb's Law:

$$F = k \frac{|q_1| |q_2|}{r^2}$$

(Unit: N)

$$k = \frac{1}{4\pi\epsilon_0} = 8.99 \times 10^9 \text{ N}\cdot\text{m}^2/\text{C}^2 : \text{electrostatic constant}$$

$$\epsilon_0 = 8.85 \times 10^{-12} \text{ C}^2/\text{N}/\text{m}^2 : \text{permittivity constant}$$



The Principle of Superposition:

$$\vec{F}_{1,net} = \vec{F}_{12} + \vec{F}_{13} + \vec{F}_{14} + \dots + \vec{F}_{1n}$$

The Electric Field:

(Unit: N/C)

$$\vec{E} = \frac{\vec{F}}{q_0}$$

$$E = \frac{F}{q_0} = \frac{1}{4\pi\epsilon_0} \frac{|q|}{r^2}$$

- The direction of \vec{E} :
 - $q > 0$: directly away from the charge
 - $q < 0$: toward the charge

The Principle of Superposition:

$$\vec{E} = \frac{\vec{F}_0}{q_0} = \vec{E}_1 + \vec{E}_2 + \vec{E}_3 + \dots + \vec{E}_n$$

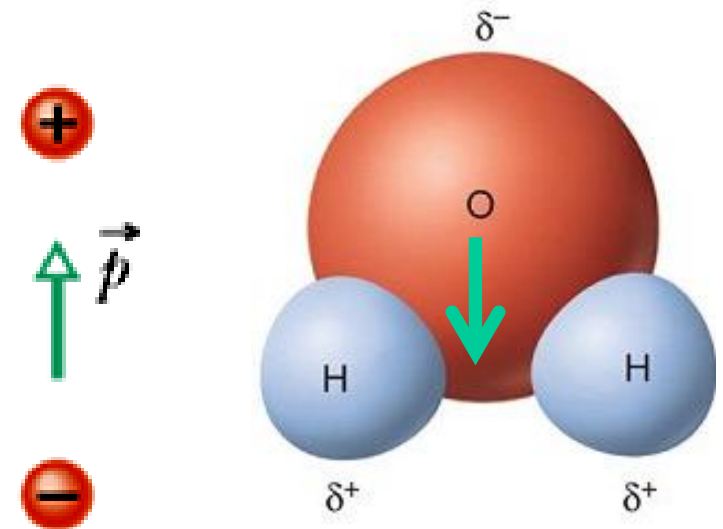
The electric dipole moment \vec{p} of the dipole:

- Magnitude:

$$p = qd$$

(Unit: C.m)

- Direction: from the negative to the positive



Electric Field of a Continuous Charge Distribution:

The principle to calculate E:

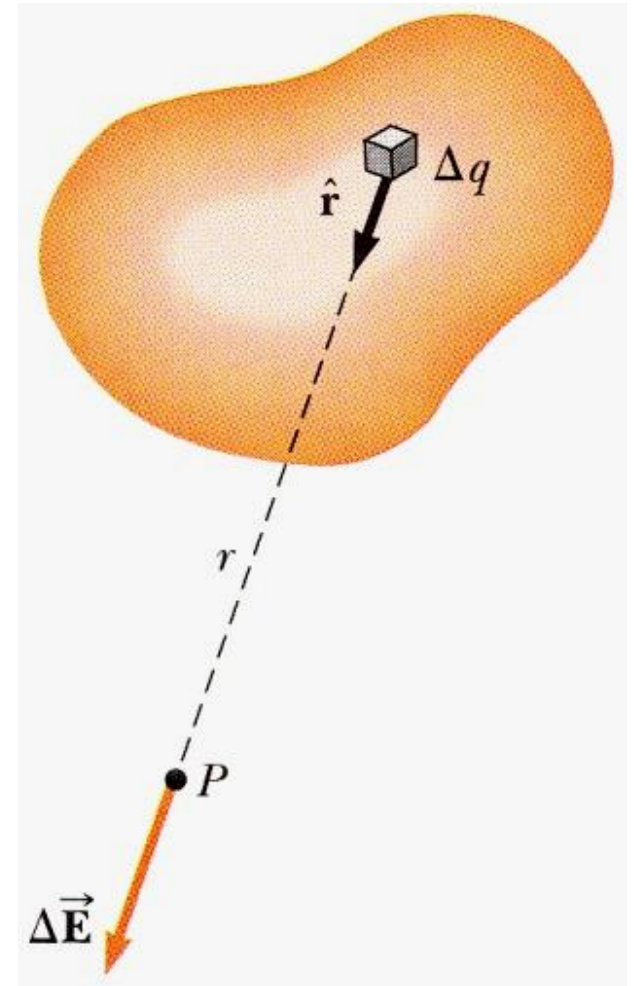
- ✓ Find an expression for dq:
 - $dq = \lambda dl$ for a line distribution
 - $dq = \sigma dA$ for a surface distribution
 - $dq = \rho dV$ for a volume distribution

- ✓ Calculate dE:

$$d\vec{E} = \frac{dq}{4\pi\epsilon_0 r^2} \hat{r}$$

- ✓ Add up (integrate the contributions) over the whole distribution, varying the displacement as needed:

$$\vec{E} = \int d\vec{E}$$

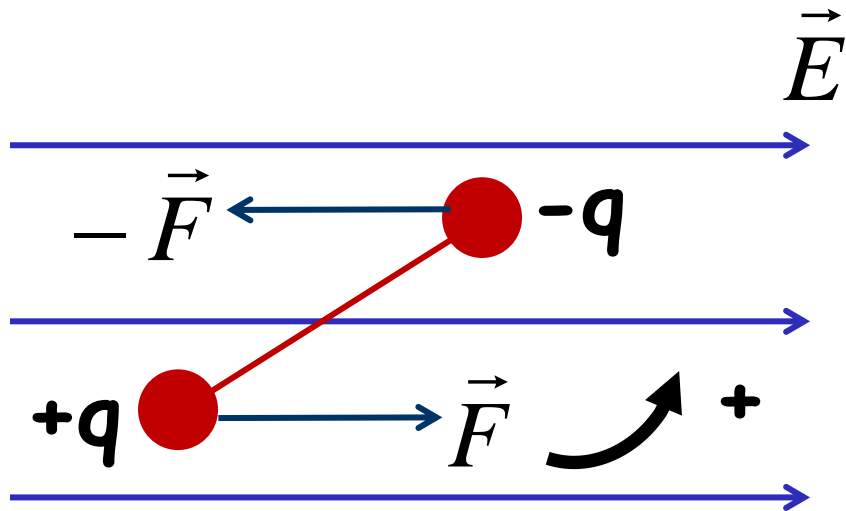
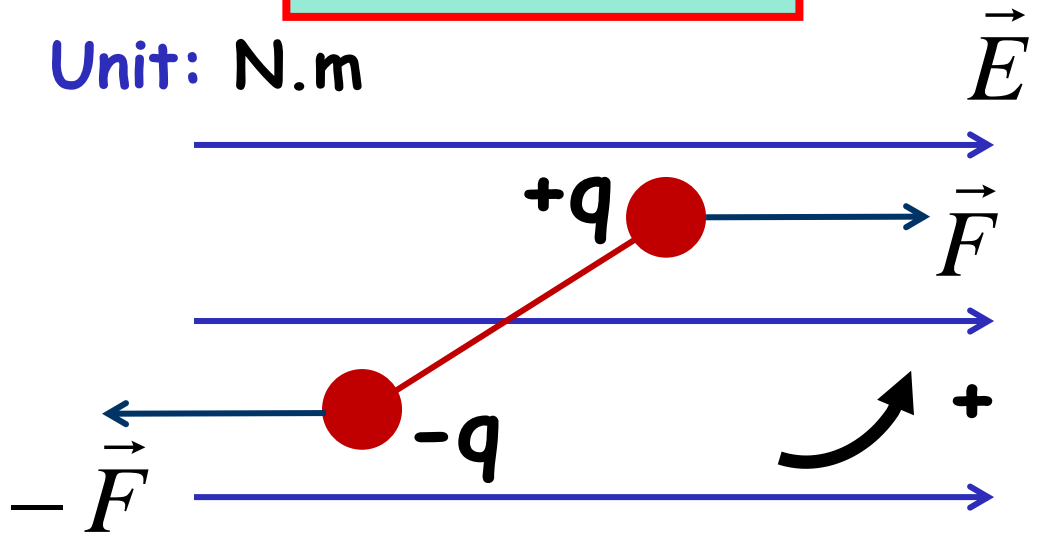


A Dipole in an Electric Field:

$$\vec{\tau} = \vec{p} \times \vec{E}$$

$$\tau = pE \sin \theta$$

Unit: N.m



$$\tau = -pE \sin \theta$$

$$\tau = +pE \sin \theta$$

Potential Energy of an Electric Dipole:

$$\Delta U = -W \text{ (} W : \text{work done by the electric field)}$$

$$U = -\vec{p}\vec{E}$$

$$U = -pE \cos \theta$$

- Choose $U = 0$ at $\theta = 90^\circ$, then calculate U at $\theta \neq 90^\circ$

- Work done by the field from θ_i to θ_f :

$$W = -(U_{\theta_f} - U_{\theta_i})$$

- Work done by the applied torque (of the applied force):

$$W_a = -W = U_{\theta_f} - U_{\theta_i}$$

Electric flux:

$$\Phi = \oint \vec{E} d\vec{A}$$

Unit: $\text{N}\cdot\text{m}^2/\text{C}$

Gauss' Law:

$$\epsilon_0 \Phi = q_{enc}$$

q_{enc} : the net charge enclosed

in the surface

or

$$\epsilon_0 \oint \vec{E} d\vec{A} = q_{enc}$$

$q_{enc} > 0$: the net flux is outward

$q_{enc} < 0$: the net flux is inward

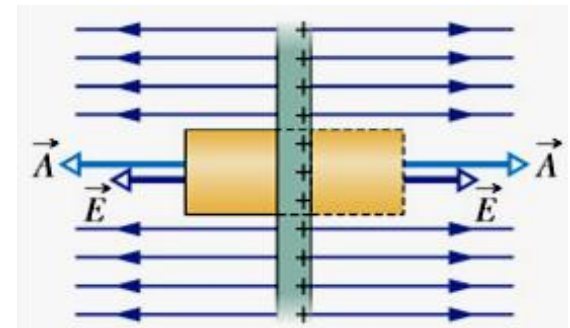
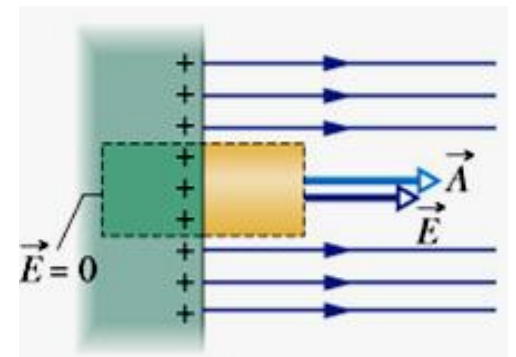
- Electric field due to a charged conductor:

$$E = \frac{\sigma}{\epsilon_0}$$

- Electric field due to non-conducting sheet:

$$E = \frac{\sigma}{2\epsilon_0}$$

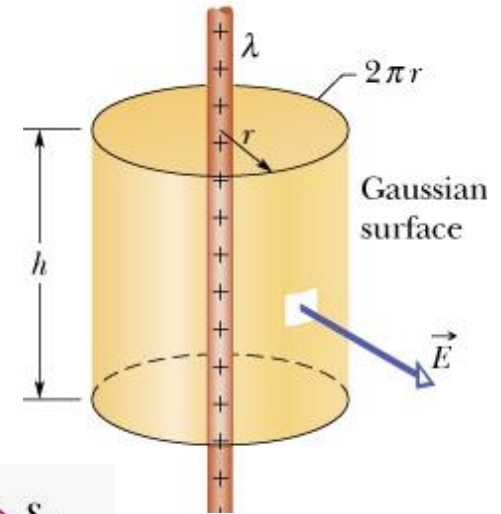
σ : surface charge density
(C/m²)



- Electric field due to a very long, uniformly charged, cylindrical plastic rod :

$$E = \frac{\lambda}{2\pi\epsilon_0 r}$$

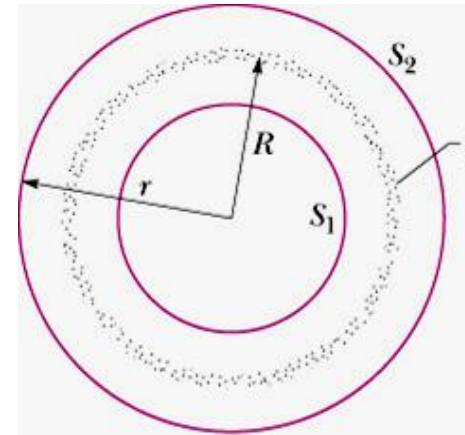
λ : linear charge density
(C/m)



- A thin, uniformly charged spherical shell:


$$E = \frac{1}{4\pi\epsilon_0} \frac{q}{r^2} \quad (r \geq R)$$

$$E = 0 \quad (r < R)$$



- A uniformly charged sphere:

$$E = \left(\frac{q}{4\pi\epsilon_0 R^3} \right) r \quad (r \leq R)$$



The electric field at a distance $r > R$: the charge sphere acts like a point charge at the center

Chapter 2: Electric Energy and Capacitance

- Electric Potential and Electric Potential Difference:

$$V = \frac{U}{q} \quad (\text{unit: J/C, V})$$

$$\Delta V = V_f - V_i = \frac{\Delta U}{q} = -\frac{W}{q}$$

W: work done by the electric force

- Calculating the Electric Potential Difference between 2 Points i and f from the Electric Field:

$$V_f - V_i = -\int_i^f \vec{E} \cdot d\vec{s}$$

- Potential difference in a uniform electric field:

$$V_f - V_i = -Ed$$

- Potential due to a point charge:

$$V = k \frac{q}{r}$$

- Potential due to a group of point charges:

$$V = \sum_{i=1}^n V_i = k \sum_{i=1}^n \frac{q_i}{r_i}$$

(an algebraic sum,
not a vector sum)

- Calculating the Electric Field from the Potential:

$$\vec{E} = -\nabla V$$

$$\nabla = \frac{\partial}{\partial x} \hat{i} + \frac{\partial}{\partial y} \hat{j} + \frac{\partial}{\partial z} \hat{k}$$

- Electric Potential Energy of a System of Point Charges:

- Two charges:

$$W_{\text{applied}} = U_{\text{system}} = q_2 V = k \frac{q_1 q_2}{r}$$

- Three charges:

$$U = U_{12} + U_{13} + U_{23} = k \left(\frac{q_1 q_2}{r_{12}} + \frac{q_1 q_3}{r_{13}} + \frac{q_2 q_3}{r_{23}} \right)$$

- Electric Potential due to Continuous Charge Distributions:

See the principle to calculate the electric field due to a continuous charge distribution

$$V = \int dV = k \int \frac{dq}{r}$$

- Capacitance. Capacitors in Parallel and in Series:

$$q = CV$$

C: Capacitance of the capacitor
unit: F

- A Parallel-Plate Capacitor:

$$C = \frac{\epsilon_0 A}{d}$$

- Capacitors in Parallel:

$$C_{eq} = \sum_{i=1}^n C_i$$

- Capacitors in Series:

$$\frac{1}{C_{eq}} = \sum_{i=1}^n \frac{1}{C_i}$$

- Energy Stored in a Charged Capacitor:

$$U = \frac{q^2}{2C} = \frac{1}{2} CV^2$$

- Energy density:

$$u = \frac{1}{2} \epsilon_0 E^2$$

- Capacitor with a Dielectric:

$$C' = \kappa C_{\text{air}}$$

- Dielectrics and Gauss' Law:

$$\oint \vec{D} d\vec{A} = q; \vec{D} = \epsilon_0 \kappa \vec{E} : \text{electric displacement}$$

Chapter 3: Current and Resistance. Direct Current Circuits

- Electric Current:

$$i = \frac{dq}{dt} \quad (\text{Unit: A})$$

- Current Density:

$$J = \frac{i}{A}$$

- Drift Speed:

$$\vec{J} = (ne)\vec{v}_d$$

ne: charge density
(C/m³)

- Resistance:

$$R = \frac{V}{i} \quad (\text{Unit: } \Omega)$$

- Resistivity:

$$\rho = \frac{E}{J} \quad (\text{Unit: } \Omega\text{m})$$

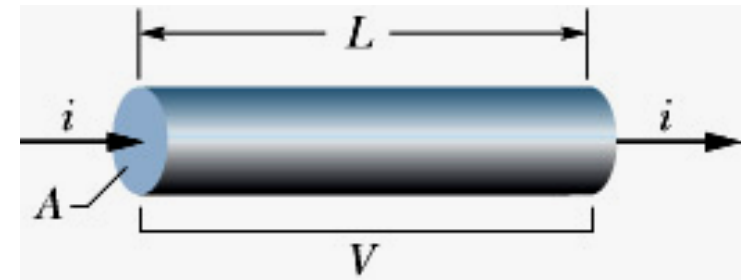
- Conductivity:

$$\sigma = \frac{1}{\rho}$$

(Unit: $(\Omega\text{m})^{-1}$)

- Calculating Resistance from Resistivity:

$$R = \rho \frac{L}{A}$$



- Ohm's Law:

$$i = \frac{V}{R}$$

or

$$\vec{E} = \rho \vec{J}$$

- Power in Electric Circuits:

$$P = iV = i^2 R = \frac{V^2}{R}$$

- Emf:

$$\mathcal{E} = \frac{dW}{dq}$$

(Unit: V)

(Unit: W)

- Power of an emf device:

$$P = i\mathcal{E}$$

(Unit: W)

- Kirchoff's Rules:

- Loop Rule (Voltage Law):

$$\sum_{i=1}^n \varepsilon_i + \sum_{j=1}^m i_j R_j = 0$$

Important Notes:

- For a move through a resistance in the direction of the current, the change in potential is $-iR$; in the opposite direction it is $+iR$ (resistance rule)
- For a move through an ideal emf device in the direction of the emf arrow, the change in potential is $+\varepsilon$; in the opposite direction it is $-\varepsilon$ (emf rule)

- Junction Rule (Current Law):

$$\sum i_{\text{entering}} = \sum i_{\text{leaving}}$$

- **Resistors:**

- Resistors in Series:

$$R_{eq} = \sum_{j=1}^n R_j$$

- Resistors in Parallel:

$$\frac{1}{R_{eq}} = \sum_{j=1}^n \frac{1}{R_j}$$

- **The relationship between Power and Potential:**

- The net rate P of energy transfer from the emf device to the charge carriers:

$$P = iV$$

- The dissipation rate of energy due to the internal resistance r of the emf device:

$$P_r = i^2 r$$

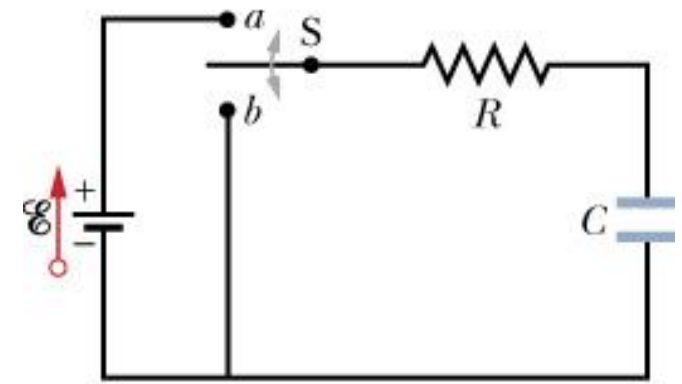
- The power of the emf device:

$$P_{emf} = i\varepsilon$$

- **RC Circuits:**

- **Charging a Capacitor:**

$$q = C\varepsilon(1 - e^{-t/RC})$$



$$i = \frac{dq}{dt} = \left(\frac{\varepsilon}{R}\right)e^{-t/RC}$$

$$V_C = \frac{q}{C} = \varepsilon(1 - e^{-t/RC})$$

The time constant: $\tau = RC$ (Unit: s)

- **Discharging a Capacitor:**

$$q = q_0 e^{-t/RC}$$

$$i = \frac{dq}{dt} = -\left(\frac{q_0}{RC}\right)e^{-t/RC}$$

$$V_C = V_0 e^{-t/RC}$$